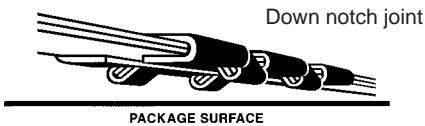


## For steel strapping

Signode manual sealers provide positive sealing action with minimal effort. Light and durable, they lock strap ends into a high strength joint. Notch-type sealers cut into the seal and outer edges of the strapping, turning tabs down (down notch) or up (reverse notch).



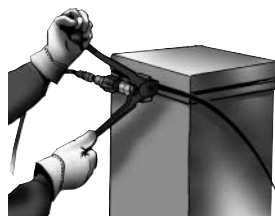
Crimp-type sealers press the edges of the strapping and seal into wavy crimps specially shaped to produce maximum frictional forces on the strapping.



### Two sealer types Side-action and front-action

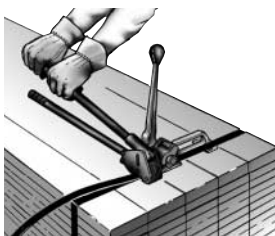
#### Front-action

Front-action sealer handles are held perpendicular to the strapping, usually in front of the operator who pushes the handles together close to the chest. Generally for light-duty strapping applications.



#### Side-action

The side-action sealer's lower handle can be rested on the flat surface of the unit being strapped. Operators can apply much of their weight with both hands on the upper handle. Generally for heavier strapping applications.



Model	Part Number	Strap Size				Working Position (Action)	Seal Name	Joint Type	Weight	
		Width		Thickness					lbs	kg
		inch	mm	inch	mm					

Regular-duty sealers—front and side-action										
C-3820	008600	3/8	9.5	0.017-0.020	0.43-0.51	Front	38 C	Double Notch	3	1.4
SRC-3820	008620						38 SPC	Single Rev. Notch		
C-1223	008605	1/2	12.7	0.017-0.023	0.43-0.58	Front	12 C	Double Notch		
SRC-1223	008625						12 SPC	Single Rev. Notch		
YC-1223	023850					Side	12 C	Double Notch		
C-5823	008610	5/8	15.9	0.017-0.023	0.43-0.58	Front	58 C	Double Notch		
SRC-5823	008630						58 SPC	Single Rev. Notch		
YC-5823	023858					Side	58 C	Double Notch		
C-3423	008615	3/4	19.0	0.017-0.023	0.43-0.58	Front	34 C	Double Notch		
SRC-3423	008635						34 PNSC	Single Rev. Notch		
YC-1-3425	023875			Side	34 C	Double Notch				

C-3820  
C-1223  
C-5823  
C-3423

YC-1223  
YC-5823  
YC-1-3425

SRC-3820  
SRC-1223  
SRC-5823  
SRC-3423

Heavy-duty sealers—side-action										
SYC-3431	004040	3/4	19.0	0.025-0.031	0.64-0.79	Side	34 HC-OF, 34 HOC, 34 SHOC	Single Notch	6	2.7
RCD-3431	020560			0.025-0.031	0.64-0.79	Side	34 HOC	Dble. Rev. Notch	7	3.2
B-1431	020380	1-1/4	31.8	0.029-0.031	0.74-0.79	Side	104 DG, 107 DG	Single Crimp	6	2.7
B-1450	020580			0.044	1.12		104 DG, 107 DG, 107 DGOF, 117 HDGOF		8	3.6
C-1431	003970			0.029-0.031	0.74-0.79		114 OF, 114 P	8	3.6	
RC-1435-50	004050			0.029-0.044	0.74-1.12		114 OF, 114 P	7	3.2	
RCD-1431	020350			0.029-0.031	0.74-0.79		114 OF, 114 P	Dble. Rev. Notch	7	3.2
B-250	020530	2	50.8	0.044-0.050	1.12-1.27	Side	208 DG	Single Crimp	12	5.4

